




# MAGICFLOOR

## *Characteristics*



Our products can be easily identified by the item number, you may find the most adequate information below.



**FIRST RESIDENTIAL**

item nr.	designation	panel size (cm)	m <sup>2</sup> /box	panel/box	weight kg/box	thickness (mm)	wear layer (mm)	wear resistance	bevel edge
<b>OAK</b>									
01000801	RESIDENTIAL 080-1 oak cream	122 x 23	3.9	14 panel	14 kg	2	0.35	32	no
01000971	RESIDENTIAL 097-1 oak light	122 x 23	3.9	14 panel	14 kg	2	0.35	32	no
01000972	RESIDENTIAL 097-2 oak old	122 x 23	3.9	14 panel	14 kg	2	0.35	32	no
01000976	RESIDENTIAL 097-6 oak grey	122 x 23	3.9	14 panel	14 kg	2	0.35	32	no
01001052	RESIDENTIAL 105-2 oak classic	122 x 23	3.9	14 panel	14 kg	2	0.35	32	no
01001233	RESIDENTIAL 123-3 oak parquet light	122 x 23	3.9	14 panel	14 kg	2	0.35	32	no
01001246	RESIDENTIAL 124-6 oak parquet classic	122 x 23	3.9	14 panel	14 kg	2	0.35	32	no
<b>PINE</b>									
01000942	RESIDENTIAL 094-2 pine rustic dark brown	122 x 23	3.9	14 panel	14 kg	2	0.35	32	no
01000944	RESIDENTIAL 094-4 pine grey	122 x 23	3.9	14 panel	14 kg	2	0.35	32	no
01000945	RESIDENTIAL 094-5 pine rustic brown	122 x 23	3.9	14 panel	14 kg	2	0.35	32	no
<b>LIMESTONE</b>									
01005571	RESIDENTIAL 557-1 limestone light grey	30 x 60	3.8	20 panel	13 kg	2	0.35	32	no
01005575	RESIDENTIAL 557-5 limestone cream	30 x 60	3.8	20 panel	13 kg	2	0.35	32	no

**FIRST - CVC CLICK**

item nr.	designation	panel size (cm)	m <sup>2</sup> /box	panel/box	weight kg/box	thickness (mm)	wear layer (mm)	wear resistance	bevel edge
<b>OAK</b>									
02000801	RESIDENTIAL CL 080-1 oak cream	122x17.8	3.46	16 panel	23 kg	3.5	0.35	32	yes
02000971	RESIDENTIAL CL 097-1 oak light	122x17.8	3.46	16 panel	23 kg	3.5	0.35	32	yes
02000972	RESIDENTIAL CL 097-2 oak old	122x17.8	3.46	16 panel	23 kg	3.5	0.35	32	yes
02000976	RESIDENTIAL CL 097-6 oak grey	122x17.8	3.46	16 panel	23 kg	3.5	0.35	32	yes
02001052	RESIDENTIAL CL 105-2 oak classic	122x17.8	3.46	16 panel	23 kg	3.5	0.35	32	yes
02001233	RESIDENTIAL CL 123-3 oak parquet light	122x17.8	3.46	16 panel	23 kg	3.5	0.35	32	yes
02001246	RESIDENTIAL CL 124-6 oak parquet classic	122x17.8	3.46	16 panel	23 kg	3.5	0.35	32	yes
<b>PINE</b>									
02000942	RESIDENTIAL CL 094-2 pine rustic dark brown	122x17.8	3.46	16 panel	23 kg	3.5	0.35	32	yes
02000944	RESIDENTIAL CL 094-4 pine grey	122x17.8	3.46	16 panel	23 kg	3.5	0.35	32	yes
02000945	RESIDENTIAL CL 094-5 pine rustic brown	122x17.8	3.46	16 panel	23 kg	3.5	0.35	32	yes
<b>LIMESTONE</b>									
02005571	RESIDENTIAL CL 557-1 limestone light grey	30 x 60	3.2	17 panel	21.3 kg	3.5	0.35	32	yes
02005575	RESIDENTIAL CL 557-5 limestone cream	30 x 60	3.2	17 panel	21.3 kg	3.5	0.35	32	yes

**FIRST - PROJECT LINE**

item nr.	designation	panel size (cm)	m <sup>2</sup> /box	panel/box	weight kg/box	thickness (mm)	wear layer (mm)	wear resistance	bevel edge
<b>OAK</b>									
03000801	PROJECT LINE 080-1 oak cream	122x23	4.46	16 panel	19 kg	2.5	0.55	33	yes
03000971	PROJECT LINE 097-1 oak light	122x23	4.46	16 panel	19 kg	2.5	0.55	33	yes
03000972	PROJECT LINE 097-2 oak old	122x23	4.46	16 panel	19 kg	2.5	0.55	33	yes
03000976	PROJECT LINE 097-6 oak grey	122x23	4.46	16 panel	19 kg	2.5	0.55	33	yes
03001052	PROJECT LINE 105-2 oak classic	122x23	4.46	16 panel	19 kg	2.5	0.55	33	yes
<b>PINE</b>									
03000942	PROJECT LINE 094-2 pine rustic dark brown	122x23	4.46	16 panel	19 kg	2.5	0.55	33	yes
03000944	PROJECT LINE 094-4 pine grey	122x23	4.46	16 panel	19 kg	2.5	0.55	33	yes
03000945	PROJECT LINE 094-5 pine rustic brown	122x23	4.46	16 panel	19 kg	2.5	0.55	33	yes


**UNDERLAY**

item nr.	designation	m <sup>2</sup> /roll	thickness (mm)
90000500	CVC underlay	10	2

**MAGICFLOOR ADHESIVES**

item nr.	designation	packaging kg/box	weight kg/box	consumption g/m <sup>2</sup> (A1-A2)	basis
90110006	MFA 1100	6	6	300-350	watery
90110014	MFA 1100	14	14	300-350	watery






### CLASSIC

item nr.	designation	panel size (cm)	m <sup>2</sup> /box	panel/box	weight kg/box	thickness (mm)	wear layer (mm)	wear resistance	bevel edge
<b>OAK</b>									
04000102	Classic 70: 00102 oak classic	90 x 15	3.34	24 panel	14 kg	2.5	0.7	34/42	yes
04000624	Classic 70: 00624 oak pastel	122 x 23	4.46	16 panel	19 kg	2.5	0.7	34/42	yes
04000633	Classic 70: 00633 oak gold	122 x 20.2	3.96	16 panel	16 kg	2.5	0.7	34/42	yes
04008903	Classic 70: 8903 natural oak light brown	122 x 23	4.46	16 panel	19 kg	2.5	0.7	34/42	yes
04008910	Classic 70: 8910 natural oak brown	122 x 23	4.46	16 panel	19 kg	2.5	0.7	34/42	yes
04011403	Classic 70: 11403 natural oak chalky cream	122 x 23	4.46	16 panel	19 kg	2.5	0.7	34/42	yes
04011404	Classic 70: 11404 natural oak chalky grey	122 x 23	4.46	16 panel	19 kg	2.5	0.7	34/42	yes
<b>PINE</b>									
04003902-1	Classic 70: 3902 pine natural light	90 x 15	3.34	24 panel	14 kg	2.5	0.7	34/42	yes
04003902	Classic 70: 3902 pine natural old	90 x 15	3.34	24 panel	14 kg	2.5	0.7	34/42	yes
04006002	Classic 70: 6002 pine rustic brown	90 x 15	3.34	24 panel	14 kg	2.5	0.7	34/42	yes
04006217	Classic 70: 6217 pine natural dark	90 x 15	3.34	24 panel	14 kg	2.5	0.7	34/42	yes
04839904	Classic 70: 839904 pine warm grey	122 x 23	4.46	16 panel	19 kg	2.5	0.7	34/42	yes
04839909	Classic 70: 839909 pine warm brown	122 x 23	4.46	16 panel	19 kg	2.5	0.7	34/42	yes
<b>LORD</b>									
04070792	Classic 70: 70792 lord brown	90 x 15	3.34	24 panel	14 kg	2.5	0.7	34/42	yes
04070793	Classic 70: 70793 lord grey	90 x 15	3.34	24 panel	14 kg	2.5	0.7	34/42	yes
<b>ZEBRANO</b>									
04063881	Classic 70: 63881 zebrano cream	90 x 15	3.34	24 panel	14 kg	2.5	0.7	34/42	yes
04063882	Classic 70: 63882 zebrano grey	90 x 15	3.34	24 panel	14 kg	2.5	0.7	34/42	yes
04063889	Classic 70: 63889 zebrano red brown	90 x 15	3.34	24 panel	14 kg	2.5	0.7	34/42	yes
<b>RANDOM</b>									
04000275	Classic 70: 00275 handscraped dark brown	122 x 20.2	3.96	16 panel	16 kg	2.5	0.7	34/42	yes
04000321	Classic 70: 00321 chalky grey	90 x 15	3.34	24 panel	14 kg	2.5	0.7	34/42	yes
04006090	Classic 70: 6090 shadow light brown	90 x 15	3.34	24 panel	14 kg	2.5	0.7	34/42	yes
04063875	Classic 70: 6387-5 choco dark	90 x 15	3.34	24 panel	14 kg	2.5	0.7	34/42	yes
04063937	Classic 70: 63937 western grey	90 x 15	3.34	24 panel	14 kg	2.5	0.7	34/42	yes
04063957	Classic 70: 63957 coal	90 x 15	3.34	24 panel	14 kg	2.5	0.7	34/42	yes
04007172	Classic 70: 7172 american walnut	122 x 23	4.46	24 panel	19 kg	2.5	0.7	34/42	yes
04007801	Classic 70: 7801 red walnut	122 x 23	4.46	16 panel	19 kg	2.5	0.7	34/42	yes

### MAGICFLOOR ADHESIVES

item nr.	designation	packaging kg/box	weight kg/box	consumption g/m <sup>2</sup> (A1-A2)	basis
90110006	MFA 1100	6	6	300-350	watery
90110014	MFA 1100	14	14	300-350	watery



### PREMIUM

item nr.	designation	panel size (cm)	m <sup>2</sup> /box	panel/box	weight kg/box	thickness (mm)	wear layer (mm)	wear resistance	bevel edge
----------	-------------	-----------------	---------------------	-----------	---------------	----------------	-----------------	-----------------	------------

#### MAGICFLOOR MAMMUT COMMERCIAL 0,70

04011301	Mammut: 11301 rusty brown	30.5 x 122	4.46	12 panel	22 kg	2.5	0.7	34/42	yes
04011311	Mammut: 11311 light brown	30.5 x 122	4.46	12 panel	22 kg	2.5	0.7	34/42	yes
04011312	Mammut: 11312 dark brown	30.5 x 122	4.46	12 panel	22 kg	2.5	0.7	34/42	yes
04011314	Mammut: 11314 dark grey	30.5 x 122	4.46	12 panel	22 kg	2.5	0.7	34/42	yes
04011315	Mammut: 11315 light grey	30.5 x 122	4.46	12 panel	22 kg	2.5	0.7	34/42	yes

#### MAGICFLOOR PASTEL LINE COMMERCIAL 0,70

04056601	Pastel Line: 56601 powder	30 x 60	3.34	18 panel	14 kg	2.5	0.7	34/42	yes
04056603	Pastel Line: 56603 cream	30 x 60	3.34	18 panel	14 kg	2.5	0.7	34/42	yes
04056604	Pastel Line: 56604 light grey	30 x 60	3.34	18 panel	14 kg	2.5	0.7	34/42	yes
04056606	Pastel Line: 56606 dark grey	30 x 60	3.34	18 panel	14 kg	2.5	0.7	34/42	yes
04056607	Pastel Line: 56607 darkest	30 x 60	3.34	18 panel	14 kg	2.5	0.7	34/42	yes
04056608	Pastel Line: 56608 khaki	30 x 60	3.34	18 panel	14 kg	2.5	0.7	34/42	yes
04056602	Pastel Line: 566S2 silver	90 x 15	3.34	14 panel	14 kg	2.5	0.7	34/42	yes

#### MAGICFLOOR UNIQUE COMMERCIAL 0,70

04838804	Unique Design: 838804 vintage pastel	122 x 20.2	3.96	16 panel	16 kg	2.5	0.7	34/42	yes
04850108	Unique Design: 850108 spotty brown	122 x 20.2	3.96	16 panel	16 kg	2.5	0.7	34/42	yes
04850505	Unique Design: 850505 cottage old brown	122 x 20.2	3.96	16 panel	16 kg	2.5	0.7	34/42	yes
04850805	Unique Design: 850805 cottage elegance	122 x 20.2	3.96	16 panel	16 kg	2.5	0.7	34/42	yes
04850808	Unique Design: 850808 cottage classic	122 x 20.2	3.96	16 panel	16 kg	2.5	0.7	34/42	yes
04905611	Unique Design: 905611 woven grey	30 x 60	3.34	18 panel	14 kg	2.5	0.7	34/42	yes
04905614	Unique Design: 905614 woven dark brown	30 x 60	3.34	18 panel	14 kg	2.5	0.7	34/42	yes
04002204	Unique Design: 2204 concrete light grey	45.7 x 91.4	5	12 panel	24 kg	2.5	0.7	34/42	yes
04050205	Unique Design: 50205 black metallic	30 x 60	3.34	18 panel	14 kg	2.5	0.7	34/42	yes

#### MAGICFLOOR ADHESIVES

item nr.	designation	packaging kg/box	weight kg/box	consumption g/m <sup>2</sup> (A1-A2)	basis
90110006	MFA 1100	6	6	300-350	watery
90110014	MFA 1100	14	14	300-350	watery



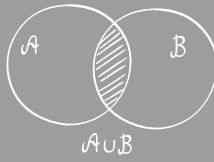
WOVEN VINYL ROLL						
item nr.	designation	length of roll (m)	width of roll (m)	weight kg/roll	thickness (mm)	wear resistance
06000001	Woven vinyl: GB01 Bamboo gold	15-20	2	130 kg	2.5-2.8	33
06000004	Woven vinyl: GB04 Lattice silver	15-20	2	130 kg	2.5-2.8	33
06000005	Woven vinyl: GB05 Wave dark iron	15-20	2	130 kg	2.5-2.8	33
06000006	Woven vinyl: GB06 Wave light iron	15-20	2	130 kg	2.5-2.8	33
06000007	Woven vinyl: GB07 Lattice graphite	15-20	2	130 kg	2.5-2.8	33
06000008	Woven vinyl: GB08 Bamboo olive	15-20	2	130 kg	2.5-2.8	33
06000011	Woven vinyl: GB11 Oslo	15-20	2	130 kg	2.5-2.8	33
06000012	Woven vinyl: GB12 Firenze	15-20	2	130 kg	2.5-2.8	33
06000014	Woven vinyl: GB14 Tokyo	15-20	2	130 kg	2.5-2.8	33
06000015	Woven vinyl: GB15 Wave blue iron	15-20	2	130 kg	2.5-2.8	33

MAGICFLOOR ADHESIVES					
item nr.	designation	packaging kg/box	weight kg/box	consumption g/m <sup>2</sup> (A1-A2)	basis
90110006	MFA 1100	6	6	300-350	watery
90110014	MFA 1100	14	14	300-350	watery

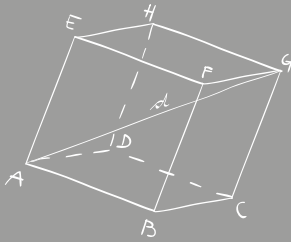


CVC CLICK									
item nr.	designation	panel size (cm)	m <sup>2</sup> /box	panel/box	weight kg/box	thickness (mm)	wear layer (mm)	wear resistance	bevel edge
05003902	CVC Click: 3902 pine natural light	122 x 17,8	3,46	16 panel	23 kg	3,5	0,55	33/41	yes
05008903	CVC Click: 8903 natural oak light brown	122 x 17,8	3,46	16 panel	23 kg	3,5	0,55	33/41	yes
05008910	CVC Click: 8910 natural oak brown	122 x 17,8	3,46	16 panel	23 kg	3,5	0,55	33/41	yes
05011404	CVC Click: 11404 natural oak chalky grey	122 x 17,8	3,46	16 panel	23 kg	3,5	0,55	33/41	yes
05011312	CVC Click: 11312 dark brown	122 x 17,8	3,46	16 panel	23 kg	3,5	0,55	33/41	yes
05011315	CVC Click: 11315 light grey	122 x 17,8	3,46	16 panel	23 kg	3,5	0,55	33/41	yes
05002204	CVC Click: 2204 concrete light grey	30 x 60	3,2	17 panel	21,3 kg	3,5	0,55	33/41	yes
05050205	CVC Click: 50205 black metallic	30 x 60	3,2	17 panel	21,3 kg	3,5	0,55	33/41	yes

UNDERLAY			
item nr.	designation	m <sup>2</sup> /roll	thickness (mm)
90000500	CVC underlay	10	2



$ab$




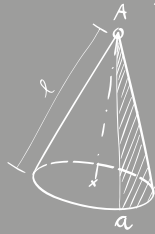
$$A = \pi r^2$$

$$2x - 1 = 0$$

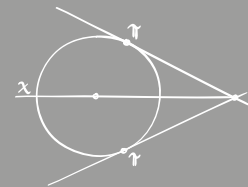
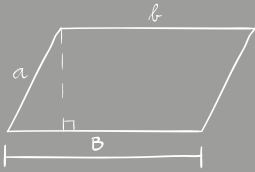
$$2x = 1$$

$$x = \frac{1}{2}$$

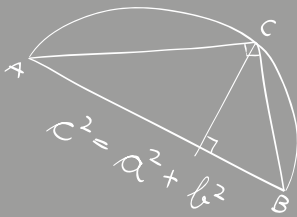
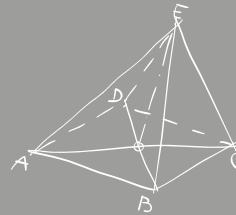
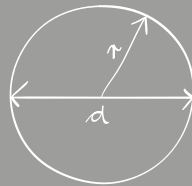
$$R = \left\{ \frac{1}{2} \right\}$$



$$2a + 2b$$



$x^{-1}$



$a^2$

